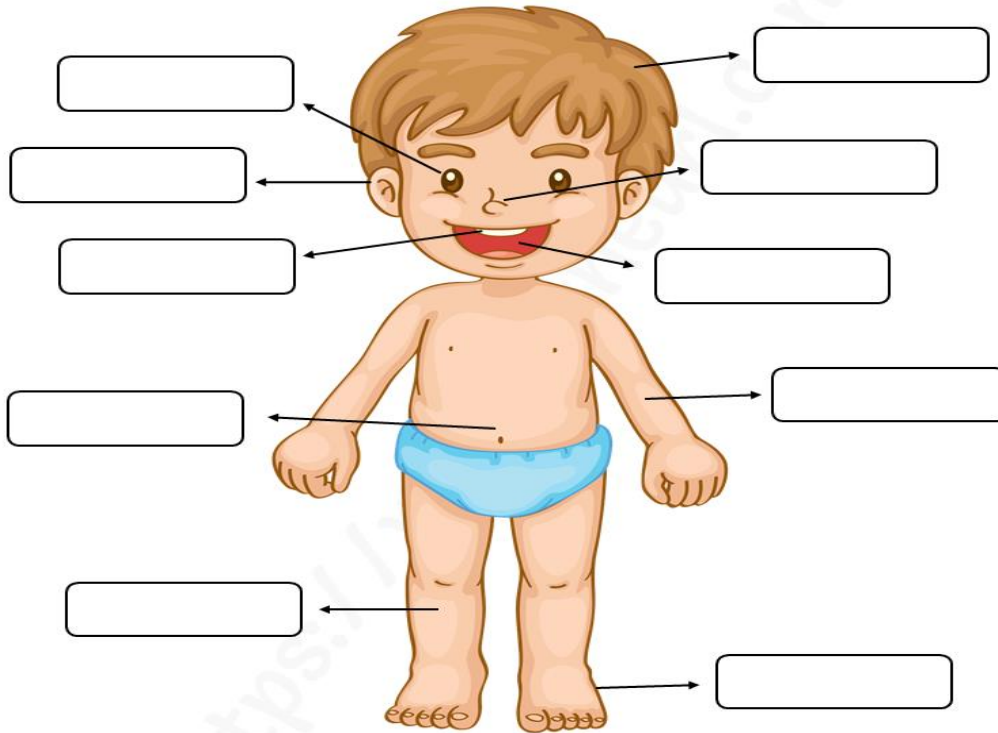



TATA DAV PUBLIC SCHOOL, GHATOTAND
SUMMER HOLIDAY HOME WORK
CLASS-I
SUB - EVS

1. Label the body parts:-



| | | | | |
|-------|------|------|---------|-------|
| Teeth | Nose | Feet | Hand | Ear |
| Head | Leg | Eye | Stomach | Mouth |

2. Match the sense organs with their functions:-



Touch

Hear

See

Smell

Taste

3. Fill in the

blanks:-

- a) Nose helps us to ----- different things.
- b) Ears help us to ----- different sounds.
- c) Eyes help us to ----- different things.
- d) Tongue helps us to ----- different things.
- e) Skin helps us to ----- different things.

4. Draw and colour 5 cleanliness objects:-

5. Fill in the blanks:-

- a) Ravi ----- his teeth in the morning.
- b) He takes ----- everyday.
- c) He uses ----- to wipe his body.
- d) Ravi ----- his hair.
- e) He drinks ----- in the breakfast.

6. Write answer of the following questions:-

- a) How many sense organs do you have? And name them.
- b) What do you do with your eyes, nose, ear and tongue?
- c) Name five cleanliness objects.
- d) Which is the best way of keeping clean?

MATHS

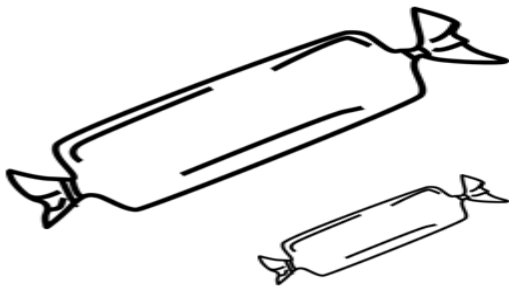
1. Write 1 to 100.

2. Write the missing numbers:-




3. Write number names 1 to 20.

4. Big / Small:-




Color the bigger candy



Color the smaller apple


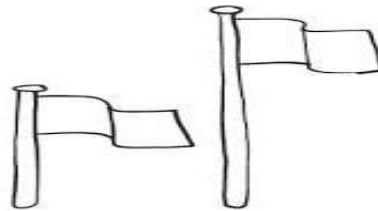



Color the smaller ball



Color the bigger car

5. Colour the taller one:-



Note:- Do the Summer Holiday HW in your HW copy.

SCRAP BOOK ACTIVITY

- **Paste 5 pictures of sense organs in your EVS scrap book.**
- **Draw and colour some 'more and few' objects and colour the 'Fewer' red and 'More' green.(Math Book page no. 9)**

Hindi

भाषा माधुरी

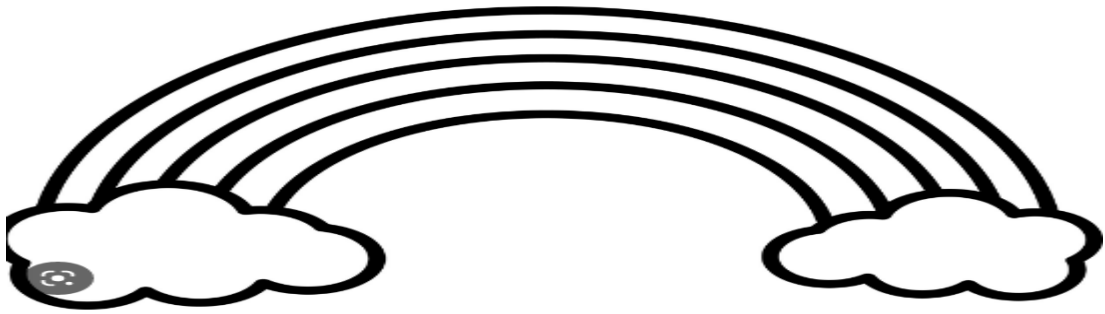
1. आ, इ और ई वाले 10 10 शब्द चित्र के साथ कॉपी में लिखें
2. उत्तर दीजिए
 1. अजय उठकर कहां गया ?
 2. कसरत करके अजय कैसा बना ?
 3. अजय क्या-क्या साफ करके समझदार बना ?
 4. चिड़िया ने अपना घर किससे बनाया ?
 5. चिड़िया क्या खाकर उड़ गई ?
 6. घर में कौन आया ?
 7. रविवार का दिन आप क्या-क्या करते हो ?
 8. गीता की दीदी क्या बना कर लाई ?
 9. सबने मिलकर किसकी आरती की ?
 10. गीता ने दीवार पर क्या सजाया ?

भाषा अभ्यास

पुस्तक से पेज नंबर 9 का
समान लय वाले शब्द और सही वर्ण पर आ मात्रा लगाकर शब्द लिखिए कॉपी में करें।

Scrap Book Work

1. पांच फलों के नाम चित्र बनाकर उनके नाम लिखें।
2. पांच सब्जियों के नाम चित्र बनाकर उनके नाम लिखें।
3. रंग भरे :-



ENGLISH

1. Write the rhyming words for the following:-

a) bee - _____, _____

b) peel - _____, _____

c) bill- _____, _____

d) fell - _____, _____

2) Read carefully and encircle the correct word.

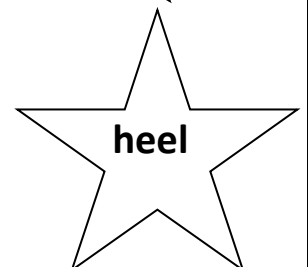





- a) Jill has a doll/ ball.
- b) Jack is small / tall .
- c) Jill pulls the well / bell.
- d) Jack gives a pill / bill to Jill.

3) Complete the sentences by selecting 'ee' sound words from box

Horn , wheels, cake, vase, tree , bee, seed, teeth table

- a) The _____ is green.
- b) The car has four _____.
- c) The _____ gives us honey.
- d) The mango has a big _____.
- e) I bite with my _____.

4) Colour the 'll' sound words .



5) About Myself-

- a) My name is _____.

b) I am a _____.

c) I am _____ years old.


d) I study in class ____.

e) The name of my school is _____.

f) I live at _____.

6) See each picture and select a word from the box that names the picture.

Seed, bee, weep, sleep, doll, bell, ball,



7) Answer the following questions-

a) Where is Mala?

b) Who eats the cake ?

c) Who bites Neha's heel?

d) What does Neha feed the geese with ?

e) Who falls down the hill?

f) Who has a ball?

8). SCRAP BOOK ACTIVITY –

a) Draw and colour five ' ee' sound words.

b) Draw and colour five naming words (nouns).

c) Draw a beautiful cake and colour it.